

Clean Power Supply

PS-530 120V-type



Accuphase Laboratory, Inc.

1

Accuphase Clean Power Supply series is an epoch-making audio product which enables all end customers to improve their power supply quality by forming ideal power supply waveform with precise analog signal processing.

It shows a terrific performance to obtain the great audio and video quality.

After launching PS-500 in 1996, Accuphase has been making the improvements one after another as known as PS-500V, PS-510, and PS-520.

Now, Accuphase makes PS-530 known to the public, which is the 5th generation Clean Power Supply succeeding PS-520.

Main technical features of PS-530 are...

- Enhanced peak output current
- Low power consumption
- Low Total Harmonic Distortion

Front panel

- LED meter illumination
- Meter off switch



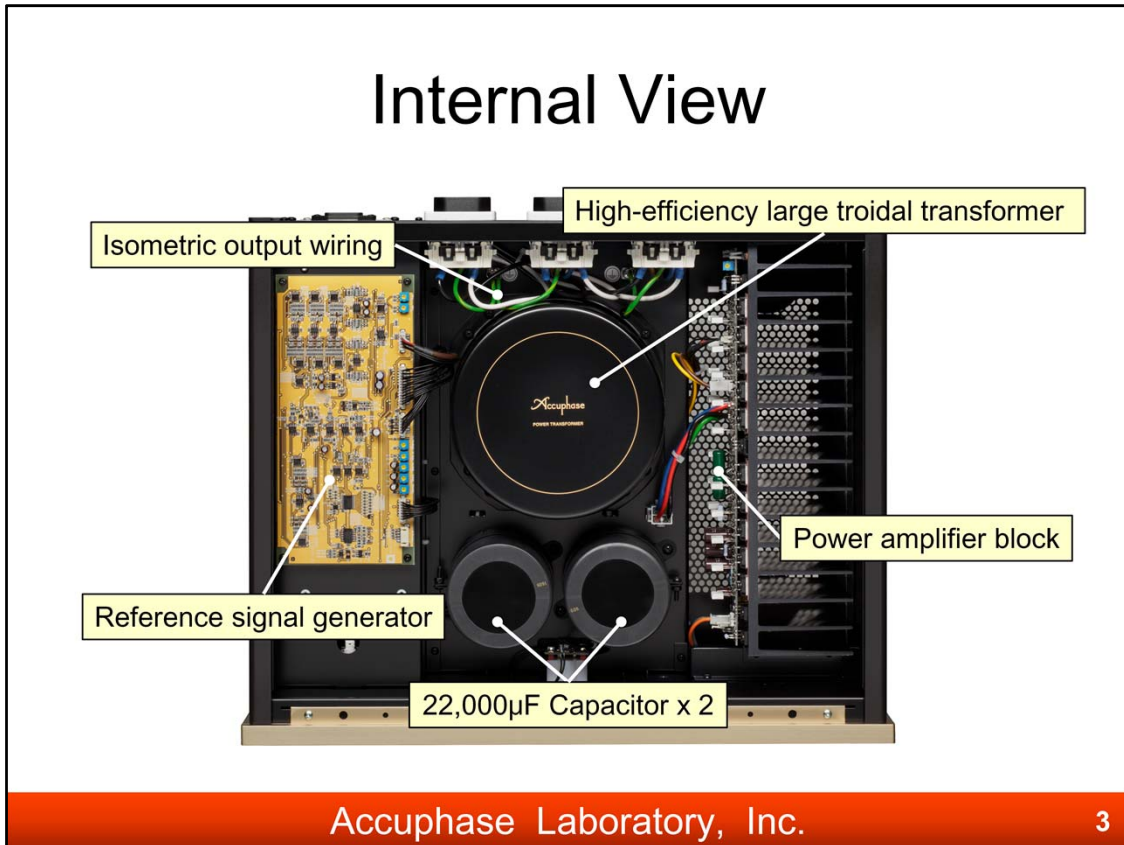
Accuphase Laboratory, Inc.

2

PS-530 newly applies following exterior parts.

- LED meter illumination for high reliability. The former model PS-520 used conventional light bulbs.
- Meter Off switch: useful for a dim room.

Internal View



Accuphase Laboratory, Inc.

3

Massive power supply section is arranged at a center position, and power amp block is on right side.

All the internal output wires are isometric and set at the same length. This helps its electric performance and sound quality on each AC outlet to keep the same level.

Technical advantages

- Peak output current



- No-load power consumption



Accuphase Laboratory, Inc.


4

To achieve the enhancement of peak output current and the low output impedance, PS-530 employs bi-polar transistors at power amp block instead of MOS-FET used for PS-520.

As a bi-polar transistor allows us to obtain low distortion characteristics with lower idling current than MOS-FET, PS-530 realizes 33% higher peak output current and 44% lower no-load power consumption than PS-520.

Power amplifier block

- Bipolar Transistor 10 parallel output stage
- Balanced connection for internal signal path



Accuphase Laboratory, Inc.

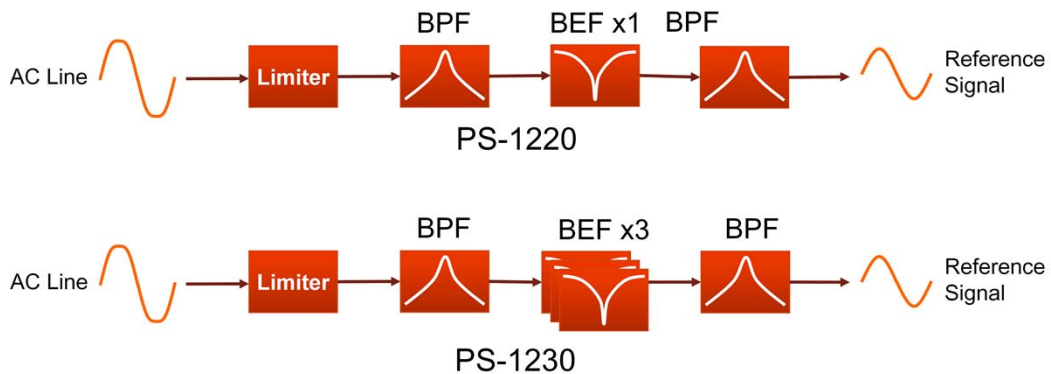
5

The power amp block which performs addition/subtraction for waveform compensation uses the pure complementary push-pull 10 paralleled bi-polar transistors output stage.

The inputs to power amp block is balanced connection.

Reference signal generator

- Guaranteed Total Harmonic Distortion
 - PS-1220: 0.1% → PS-1230: 0.08%



BPF: Band Pass Filter, BEF: Band Eliminate Filter

Accuphase Laboratory, Inc.

6

Reference signal generator is the circuit which eliminates the noise and distortion components in AC line signal with filters and generates the reference signal for waveform shaping.

PS-530 has evolved this reference signal generator.

PS-530 has 3 stages of Band Eliminate Filter increased from PS-520's 1 stage, and they contribute to the low distortion of the reference signal.